



DALI x/e-touchPANEL 02

Operating and control unit

Product description

DALI control system with 2 mode options:

- Lighting management in mains mode
- Emergency lighting management

Properties

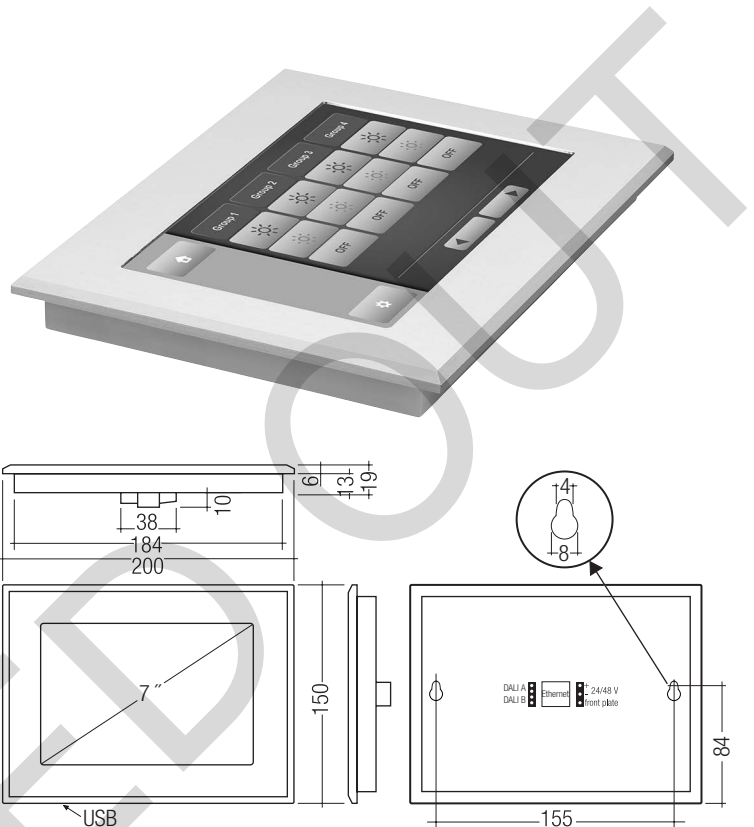
- Colour touch screen 7"
- Background lighting with RGB LEDs
- User-friendly application software
- With DALI system functions of addressing and grouping
- USB and ethernet interface
- Can be remote-controlled via standard internet browser or software em-LINK (available at www.tridonic.com)
- Up-/downloading of the emergency lighting test report and firmware via USB or Ethernet
- 5-year guarantee

Lighting management

- Lighting management system with up to 128 DALI devices
- Start-up, control and operating unit
- Manual dimming and switching
- Manual scene recall or timed scene recall with a maximum of 99 sequences
- Tunable white (colour converter) control (colour temperature along the Planckian Locus)
- Weekday-controlled sequence programming (schedule)
- User-defined labelling of scenes, groups, sequences and schedules
- Optimised mode for RGB coloured lighting management

Emergency lighting management

- For small and medium emergency lighting systems with up to 120 DALI emergency lighting units (60 for each DALI line) per DALI x/e-touchPANEL 02
- 2 addresses for external status controls
- Function and endurance tests can be conducted in accordance with local regulations
- Supports patented addressing function ("EZ easy addressing")
- Individual labelling of groups and devices
- Calendar-controlled function and duration test
- Interconnection of up to 25 panels for bigger installations possible



Technical data

Rated supply voltage mains adapter	230 – 240 V
Mains frequency mains adapter	50 / 60 Hz
Rated supply voltage DALI x/e-touchPANEL 02	24 – 48 V DC
Power	10 W
Number of DALI lines	2
Current consumption of each DALI line	2 mA
Ambient temperature t_a	0 ... +50 °C
Touchscreen size	7"
Touchscreen pixel	800 x 640
Colours	64K
Interface	USB, Ethernet
Dimensions L x W x H	200 x 150 x 20 mm
Distance between mounting holes (D)	155 mm
Type of protection	IP20
Housing material	Plastic PA-758

Ordering data

Type	Article number	Packaging, carton	Weight per pc.
DALI x/e-touchPANEL 02	28000005	1 pc(s).	1.985 kg



Standards, page 2

Wiring diagrams and installation examples, page 2

1. Standards

EN 60950
EN 61347-2-11
EN 61547
EN 62034
EN 55022
EN 55015

1.1 DALI standard

DALI x/e-touchPANEL 02 is designed to control control gear with DALI standard IEC 60929 (DALI VO) and IEC 62386 (DALI V1).

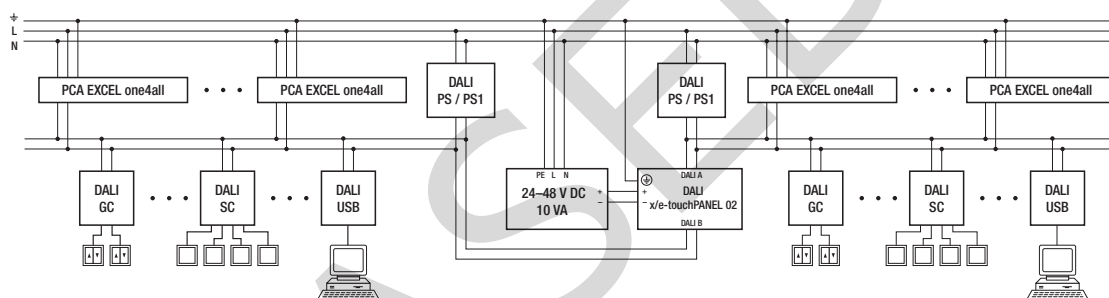
1.2 Glow-wire test

according to EN 60598-1 passed.

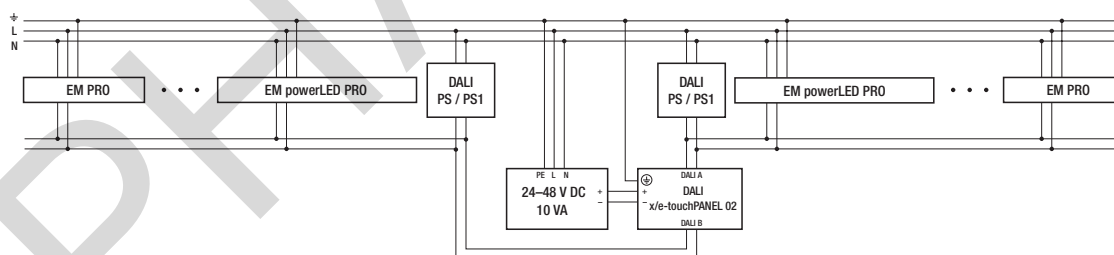
2. Installation

- DALI is not SELV.
The installation instructions for mains voltage therefore apply.
- External power supply needed (included)
- External DALI bus supply needed (e.g. DALI PS, DALI PS1, ... not included)
- Simple fixing via 2 screws (included)

2.1 Lighting management



2.2 Emergency lighting management



3. Miscellaneous

3.1 Disposal of equipment



Return old devices in accordance with the WEEE directive to suitable recycling facilities.

3.2 Additional information

Additional technical information at www.tridonic.com → Technical Data

Guarantee conditions at www.tridonic.com → Services

Life-time declarations are informative and represent no warranty claim.
No warranty if device was opened.