

Sensors and Controls

basicDIM Wireless Outdoor Profiles



TRIDONIC

Information

With the basicDIM Wireless system, you have the possibility to change the behaviour of each device through different profiles. These profiles can be selected in the 4remote BT App. For more informations about how to change device profiles, please refer to the "[4remote BT App product documentation](#)".

The following list contains an overview and a more detailed description of every available basicDIM Wireless Profile in the 4remote BT App. The following abbreviations are used throughout the document:

Abbreviation:	Description:
BC	Broadcast (= all devices)
A0, A1, A2, ...	DALI Single address (= single devices)
G0, G1, G2, ...	DALI Group address (= groups of devices)

NOTICE

Profiles with the abbreviation "Evo:" are only compatible with Evolution networks, as these offer extended functionality.

NOTICE

All profiles are shared and can be copied by our customers.



NOTICE


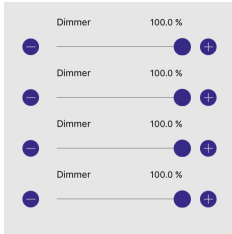

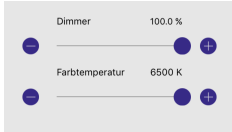
The factory profile is the first profile in the profile list.


basicDIM Wireless Outdoor with light sensor

Starting with production date 01.09.2023, basicDIM Wireless Outdoor devices have been extended with a light sensor. To be able to use these new devices with the light sensor, one of the new profiles from the following list have to be used.



Profile:		Description:	Manual app control:		Visible in 4remote BT App:
30046	bDW Passive OTD (LUX - 1ch/Dim)	<p>The dimmer controls a single address.</p> <p>The DALI address can be controlled with the usual control gestures on the luminaire symbol.</p> <p>DALI addressing is handled by the module.</p> <p>In addition, the module-internal light sensor is displayed in the sensor section.</p> <p>Factory default profile</p>	<p>Dimmer 1: A0</p>		Yes
31938	bDW Passive OTD (LUX - DALI/2ch/Dim, Dim)	<p>Each dimmer controls a different single address.</p> <p>All connected drivers can be controlled with the usual control gestures on the luminaire symbol.</p> <p>DALI addressing is handled by the module.</p> <p>In addition, the module-internal light sensor is displayed in the sensor section.</p>	<p>Dimmer 1: A0</p> <p>Dimmer 2: A1</p>		Yes

31939	bDW Passive OTD (LUX - DALI/3ch/Dim, Dim,Dim)	Each dimmer controls a different single address. All connected drivers can be controlled with the usual control gestures on the luminaire symbol. DALI addressing is handled by the module. In addition, the module-internal light sensor is displayed in the sensor section.	Dimmer 1: A0 Dimmer 2: A1 Dimmer 3: A2		Yes
31940	bDW Passive OTD (LUX - DALI/4ch/Dim, Dim,Dim,Dim)	Each dimmer controls a different single address. All connected drivers can be controlled with the usual control gestures on the luminaire symbol. DALI addressing is handled by the module. In addition, the module-internal light sensor is displayed in the sensor section.	Dimmer 1: A0 Dimmer 2: A1 Dimmer 3: A2 Dimmer 4: A3		Yes
31936	bDW Passive OTD (LUX - DALI/BC/Dim)	All DALI addresses can be controlled with a dimmer. In addition, the module-internal light sensor is displayed in the sensor section.	Dimmer: BC		Yes
31941	bDW Passive OTD (LUX - DT8/Dim,TW)	A DT8 Tunable White driver can be connected to the module. It is controlled via the sliders "Dimmer" and "Colour temperature". DALI addressing is handled by the module. In addition, the module-internal light sensor is displayed in the sensor section.	Dimmer: A0 <u>Colour temperature:</u> Warm white: A0 Cold white: A0		Yes


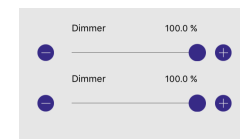
31942	bDW Passive OTD (LUX - DT8/Dim,Dim, TW)	<p>For controlling of two DT8 Tunable White drivers.</p> <p>Two dimmers available for individual dimming of both addresses. In addition, the common colour temperature of all connected drivers can be set. The driver combination on the module must occupy both addresses (A0 and A1), otherwise the control is not possible.</p> <p>DALI addressing is handled by the module.</p> <p>In addition, the module-internal light sensor is displayed in the sensor section.</p>	<p>Dimmer 1: A0</p> <p>Dimmer 2: A1</p> <p><u>Colour temperature:</u> Warm white: BC Cold white: BC</p>		Yes
-------	---	---	--	---	-----



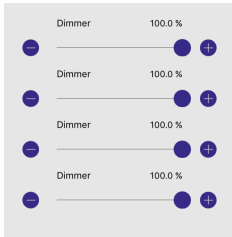

basicDIM Wireless Outdoor without light sensor



To be able to still use older basicDIM Wireless Outdoor devices without light sensor, one of the old profiles from the following list have to be used.


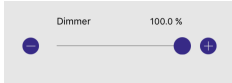
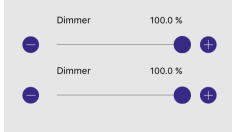
If these old profiles are used with new basicDIM Wireless Outdoor devices, the profiles will still work but the light sensor won't work.

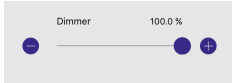
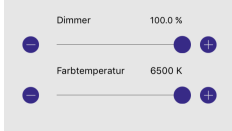




Profile:		Description:	Manual app control:		Visible in 4remote BT App:
23426	bDW Passive OTD (1ch/Dim)	The dimmer controls a single address. The DALI address can be controlled with the usual control gestures on the luminaire symbol. DALI addressing is handled by the module.	Dimmer 1: A0		Yes
25112	bDW Passive OTD (2ch/Dim,Dim)	Each dimmer controls a different single address. All connected drivers can be controlled with the usual control gestures on the luminaire symbol. DALI addressing is handled by the module.	Dimmer 1: A0 Dimmer 2: A1		Yes

25114	bDW Passive OTD (3ch/Dim,Dim,Dim)	Each dimmer controls a different single address. All connected drivers can be controlled with the usual control gestures on the luminaire symbol. DALI addressing is handled by the module.	Dimmer 1: A0 Dimmer 2: A1 Dimmer 3: A2		Yes
28188	bDW Passive OTD (3ch/Dim,Dim,Dim, Preconfigured)	Each dimmer controls a different single address. All connected drivers can be controlled with the usual control gestures on the luminaire symbol. DALI addressing is not handled by the module, preconfiguration necessary!	Dimmer 1: A0 Dimmer 2: A1 Dimmer 3: A2		No
25115	bDW Passive OTD (4ch/Dim,Dim,Dim, Dim)	Each dimmer controls a different single address. All connected drivers can be controlled with the usual control gestures on the luminaire symbol. DALI addressing is handled by the module.	Dimmer 1: A0 Dimmer 2: A1 Dimmer 3: A2 Dimmer 4: A3		Yes
25110	bDW Passive OTD (DALI/BC/Dim)	All DALI addresses can be controlled with a dimmer.	Dimmer: BC		Yes

28501	bDW Passive OTD (3ch/Dim,RGB)	<p>A DT6 RGB or three DT6 drivers can be connected to the module. Each address is responsible for one of the 3 colours.</p> <p>With the two colour sliders the light colour can be adjusted individually. If the "Colour saturation" slider is set to 0 %, all DALI addresses can be dimmed with "Dimmer". (= Broadcast)</p> <p>DALI addressing is handled by the module.</p>	<p>Dimmer: A0, A1, A2</p> <p><u>Colour and</u> <u>Colour</u> <u>saturation:</u></p> <p>Red: A0 Green: A1 Blue: A2</p>		Yes
30743	bDW Passive OTD (4ch/Dim/RGBW)	<p>Compatible with one DT6 RGBW or four DT6 drivers.</p> <p>With the dimmer all addresses are dimmed simultaneously.</p> <p>Each DALI address is responsible for one colour.</p> <p>With the "Colour" and "Colour saturation" sliders numerous light colours can be displayed.</p> <p>"White" can be set independently of the RGB channels. If "Colour saturation" is set to 0 % and "White" to 100 %, all drivers connected to the module can be controlled with "Dimmer".</p> <p>DALI addressing is handled by the module.</p>	<p>Dimmer: A0, A1, A2, A3</p> <p>White: A3</p> <p><u>Colour and</u> <u>colour</u> <u>saturation:</u></p> <p>Red: A0 Green: A1 Blue: A2</p>		Yes

28490	bDW Passive OTD (4ch/Dim/RGB /White)	<p>Compatible in combination with a DT6 RGBW or four DT6 drivers. With the dimmer all addresses are dimmed simultaneously.</p> <p>Each DALI address is responsible for one colour.</p> <p>With the dimmers "Colour" and "Colour saturation" numerous light colours can be displayed. The "White / Colour" slider allows to set the ratio between RGB and white.</p> <p>DALI addressing is handled by the module.</p>	<p>Dimmer: A0, A1, A2, A3</p> <p><u>White / Colour:</u> Ratio between white (A3) and RGB</p> <p><u>Colour and Colour saturation:</u> Red: A0 Green: A1 Blue: A2</p>		Yes
24312	bDW Passive OTD (DALI2 /1CH+Sensors)	<p>The dimmer controls a single address.</p> <p>The connected driver can be controlled with the usual control gestures on the luminaire symbol.</p> <p>DALI addressing is handled by the module.</p> <p>Additionally the module is displayed as a sensor and receives commands from a DALI-2 MSensor. Daylight and motion commands are supported and processed by the module.</p> <p>When using daylight control, the operating mode "Closed loop", "Open loop" or "Basic (ON/OFF)" must be used.</p>	Dimmer: A0		Yes
25113	bDW Passive OTD (DALI2 /2CH+Sensors)	<p>Each dimmer controls a different single address.</p> <p>All connected drivers can be controlled with the usual control gestures on the luminaire symbol.</p> <p>DALI addressing is handled by the module.</p> <p>Additionally the module is displayed as a sensor and receives commands from a DALI-2 MSensor. Daylight and motion commands are supported and processed by the module.</p> <p>When using daylight control, the operating mode "Closed loop", "Open loop" or "Basic (ON/OFF)" must be used.</p>	<p>Dimmer 1: A0</p> <p>Dimmer 2: A1</p>		Yes

25111	bDW Passive OTD (DALI2 /BC+Sensors)	<p>All connected drivers can be controlled with a dimmer.</p> <p>Additionally the module is displayed as a sensor and receives commands from a DALI-2 MSensor. Daylight and motion commands are supported and processed by the module. When using daylight control, the operating mode "Closed loop", "Open loop" or "Basic (ON/OFF)" must be used.</p>	Dimmer: BC		Yes
30197	bDW Passive OTD (DT8/Dim,TW)	<p>A DT8 Tunable White driver can be connected to the module.</p> <p>It is controlled via the sliders "Dimmer" and "Colour temperature".</p> <p>DALI addressing is handled by the module.</p>	Dimmer: A0 <u>Colour temperature:</u> Warm white: A0 Cold white: A0		Yes
28502	bDW Passive OTD (DT8/3Ch/Dim/RGB)	<p>A DT8 RGB driver can be connected to the module. It is controlled via the sliders "Dimmer", "Colour" and "Colour saturation".</p> <p>DALI addressing is handled by the module.</p>	Dimmer: A0 <u>Colour and colour saturation:</u> Red: A0 Green: A0 Blue: A0		Yes

28491	bDW Passive OTD (DT8/4Ch/Dim /RGBW)	<p>Compatible in combination with a DT8 RGBW driver.</p> <p>With the sliders "Colour" and "Colour saturation", numerous light colours can be displayed.</p> <p>"White" can be set independently of the RGB channels.</p> <p>DALI addressing is done by the module.</p>	<p>Dimmer: A0</p> <p>White: A0</p> <p><u>Colour and</u> <u>Colour</u> <u>saturation:</u></p> <p>Red: A0 Green: A0 Blue: A0</p>		Yes
28250	bDW Passive OTD (DALI PushButton)	<p>basicDIM Wireless devices with selectable profile bDW (DALI PushButton) can be used in combination with a DALI XC G3 as PushButton coupler.</p> <p>This profile will show up as PushButton in the PushButton section.</p>	-	-	Yes
25116	bDW Passive OTD (Repeater)	<p>basicDIM Wireless devices with selectable profile bDW (Repeater) can be used as Repeater to extend the range of the network and close existing gaps.</p> <p>This profile will show up as a sensor in the sensor section.</p>	-	-	Yes
28466	bDW Passive OTD (Gateway)	<p>basicDIM Wireless devices with selectable profile bDW (gateway) can be used as a gateway between a wired DALI line and a wireless basicDIM Wireless network.</p> <p>This allows the whole installation to be controlled via a connected DALI controller.</p>	-	-	Yes